

# Garden Path Mystery Quilt


FORT WORTH FABRIC STUDIO -- DESIGNED BY: LINDSEY WEIGHT

Read all instructions before starting. Seam allowance for this block is 1/4"

## Fabrics Used:




D

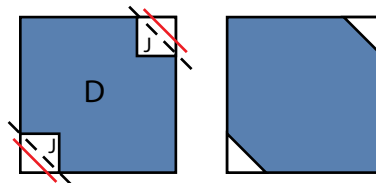


J

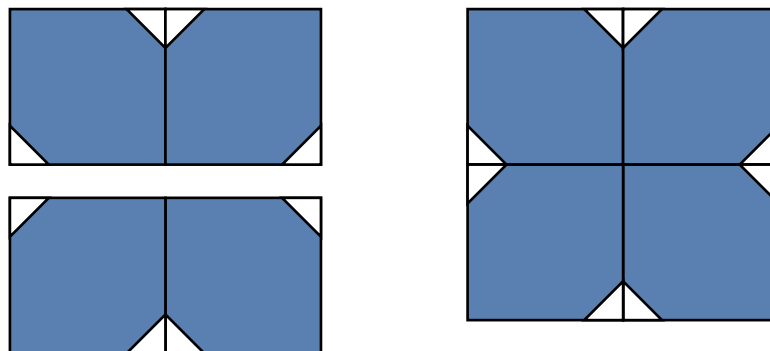
## Butterfly



4 3/4" x 4 3/4"



Take a D square and two J squares. Place one J square on the top right corner. Place right sides together. Sew a diagonal line from corner to corner. Trim off excess 1/4" away from your sewn line. Place your other J square on the bottom left corner and repeat. Make 16.



Sew your units into rows of two. Press. Sew rows together. Press. Make 4.  
Should measure 4 3/4" x 4 3/4"