

Love Throughout the Year Mystery Quilt



FORT WORTH FABRIC STUDIO -- DESIGNED BY: LINDSEY WEIGHT

Read all instructions before starting. Seam allowance for **THIS block is a SCANT 1/4"**
HST = half square triangle.

Heart in a Star

Fabrics Used:



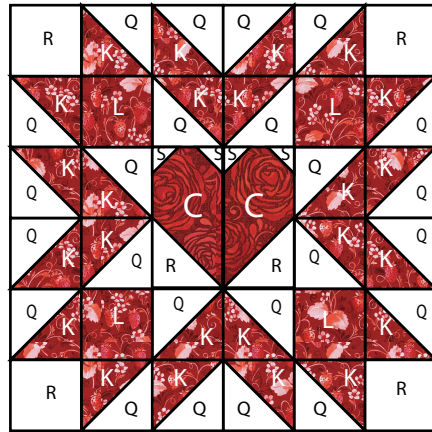
L, K



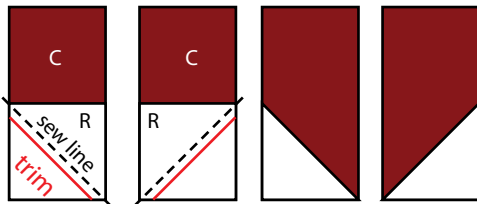
C



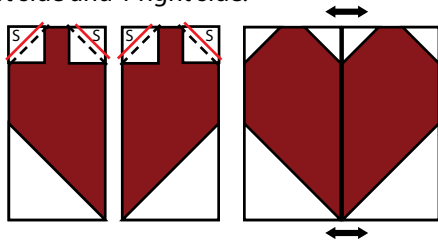
Q, R, S,



10.5" x 10.5"



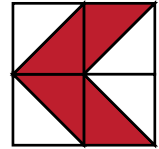
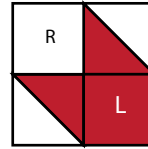
Take rectangle C and an R square. Place right sides together, lining up the bottom edges. Sew a diagonal line from corner to corner. Trim off excess 1/4" away from your sewn line. Make 1 left side and 1 right side.



Take an S square and place on the top right corner of your C rectangle. Right sides together. Sew a diagonal line from corner to corner. Trim off excess 1/4" away from your sewn line. Do to the left and right side of each C rectangle. Sew the left and right sides of your heart block together.


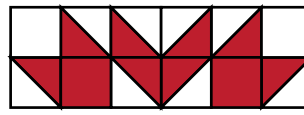


Take a Q and and K triangle and sew together to make your half square triangles. Press. Trim to 2 1/8" x 2 1/8". Make 24.

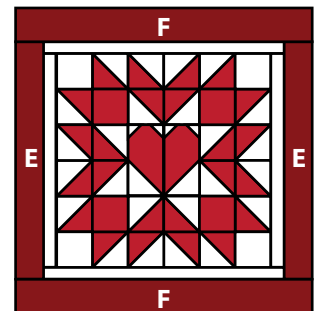
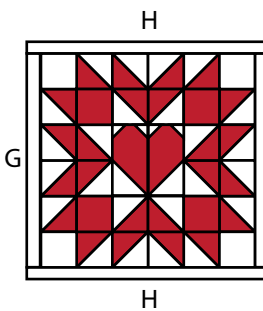


Sew an R square and a hst unit together. Press. Sew an L square and hst unit together press. Make 4.

Sew 4 hst units into a 4-patch. Make 4. Press.



Sew your block into rows of three. Press. Then sew your rows together. Press.



Sew a G strip to the left and right side of your block. Press. Then sew an H strip to the top and bottom. **Trim block down to 12.5" x 12.5"**

Sew an E strip to the left and right side and press. Then sew an F strip to the top and bottom and press.

Block will measure 15.5" x 15.5"