

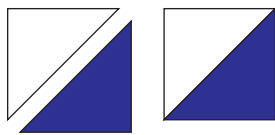
Star Spangled ★ ★ ★ BLOCK of the Month

Designed by: Lindsey Weight - Fort Worth Fabric Studio


Bonus Project

If you saved your triangle trimmings from your flying geese units, then you have all you need to make the blocks for this bonus project! Seam allowance is 1/4". HST = half square triangle.

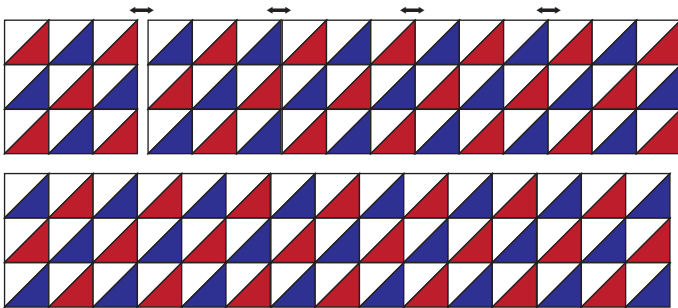
Step 1: Sew a background triangle to a print triangle. Press. **Trim to 3" x 3"** Make 90 HST units. (45 red and 45 blue)




Step 2: Sew blocks into 9 patches. Make 5 of each block as pictured below. **Blocks are 8" x 8"**



Step 3: Sew blocks together alternating the blocks. Make two rows of 5 blocks. Press.



Step 4: Sew rows together. Press.



Now you are ready to baste, quilt and bind with your preferred methods.

15" x 37.5"

