

Summer Picnic Mystery Quilt

FORT WORTH FABRIC STUDIO -- DESIGNED BY: LINDSEY WEIGHT


Fabric used:



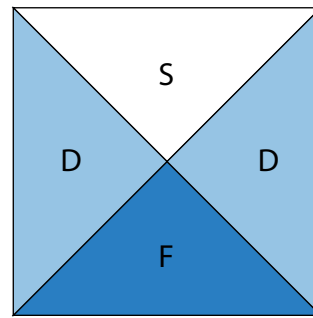
D



F



S




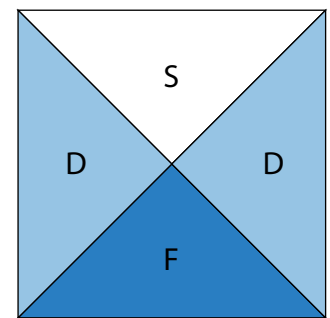
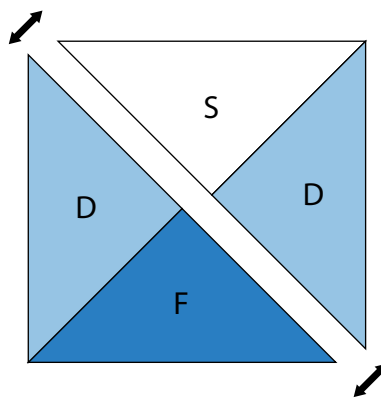
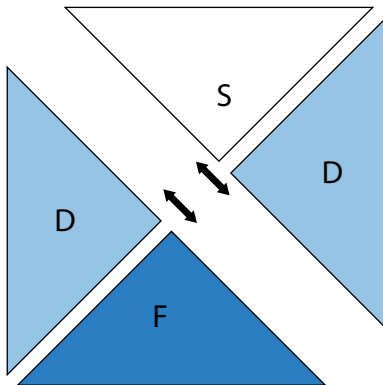
9.5" x 9.5"

Read all instructions before starting. Seam allowance is 1/4". QST = quarter square triangle.

Block instructions:

Step 1: Sew a D and F triangle together. Press. Sew a D and S triangle together. Press.

Step 2: Join the two triangle units together to make your QST. Press. **Trim QST units to 9 1/2" x 9 1/2" square. Make 4 units.**



9.5" x 9.5" - Make 4